

 **Ramset**[®]

 **RED HEAD**[®]

Tapcon[®]

SAMMYS[®]

 **TW Buildex**[®]

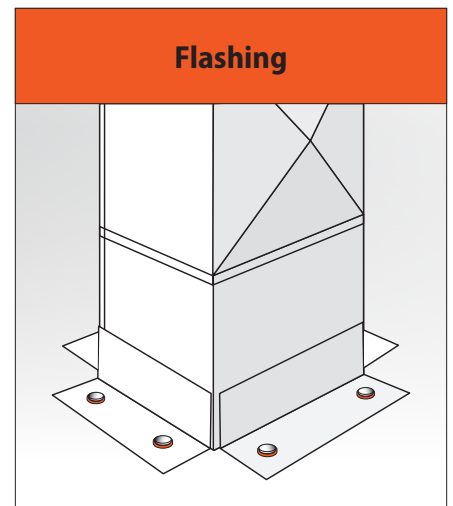

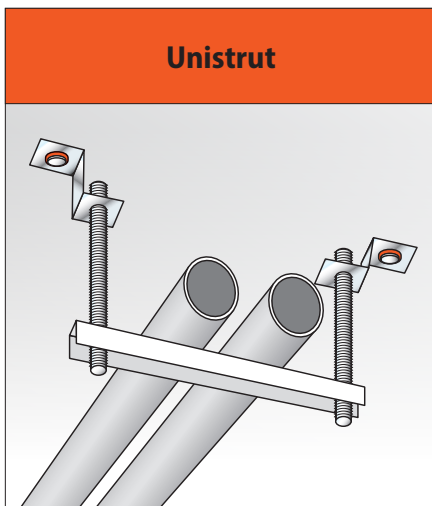



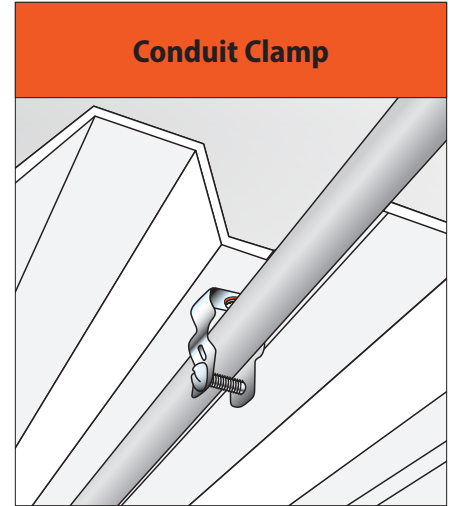



MECHANICAL | ELECTRICAL | PLUMBING








*A wide range of solutions for the Mechanical,
Electrical, and Plumbing Industries*

TYPICAL APPLICATIONS

▶ Gas and Powder tools for installing into Concrete, Concrete Block, and Steel



PRODUCT SELECTOR GUIDE

T4SS GAS POWERED TOOL			
Part #	Product Description	Inner Pack Qty	Case Qty
T4SS	T4SS Single Shot Tool	N/A	1
T4SS GAS POWERED TOOL ACCESSORIES			
T4FUEL	T4 Fuel (4-pack x 3)	1 (3)	1 (12)
18581	T4 Battery 	N/A	1
18582	T4 Battery Charger 	N/A	1
19943	T4SS Magnetic Pin Guide	N/A	1
T4SS GAS POWERED TOOL FASTENERS			
14TRHMP034	1/4" Rod hanger with 3/4" plated pin 	100	800
38TRHMP034	3/8" Rod hanger with 3/4" plated pin 	100	800
38HSMPO34	3/8" Hole strap with 3/4" plated pin 	200	1,200
12HSMPO34	1/2" Hole strap with 3/4" plated pin	100	800
34HSMPO34	3/4" Hole strap with 3/4" plated pin	100	600
10HSMPO34	1" Hole strap with 3/4" plated pin	100	600
34CCMPO34L	3/4" Conduit clamp with 3/4" plated pin 	25	150
34CLIP	3/4" Wide angle clip with 3/4" length pin	100	800
TSHMPO34	Tie strap holder with 3/4" plated pin 	50	1,250
M034*	3/4" Plated pin with domed washer	200	5,000
M034BB*	3/4" Premium step pin with domed washer	200	5,000
M100*	1" Plated pin with domed washer	200	5,000
MPO34TH	3/4" Plated pin with top hat	200	5,000

*Must be used with 019943 T4SS Magnetic Pin Guide

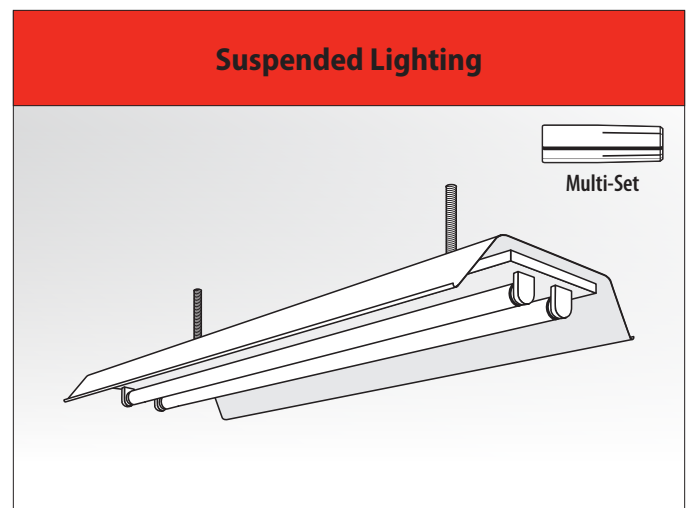
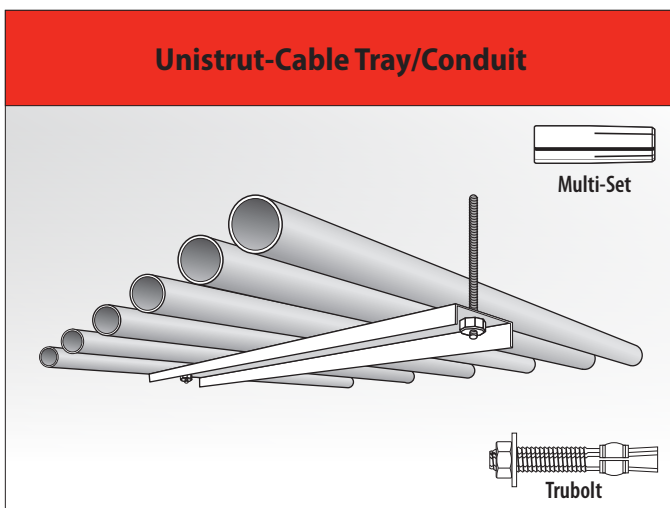
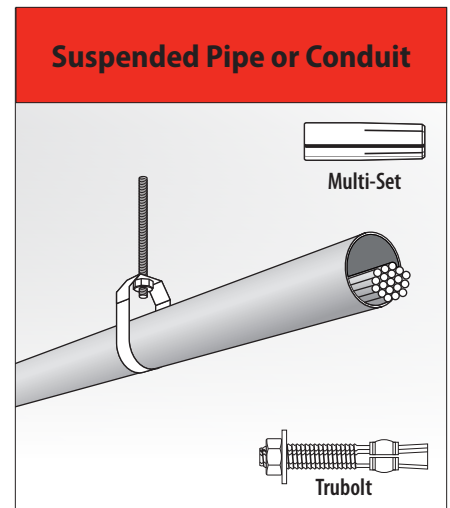
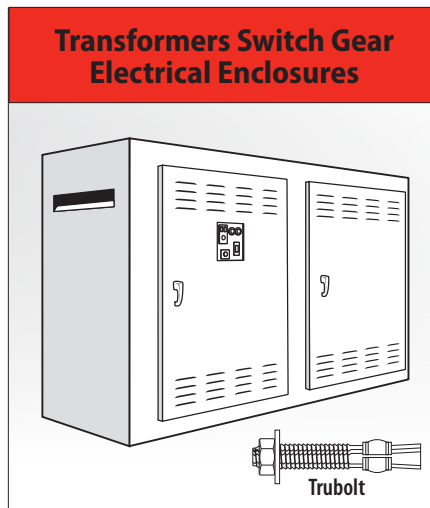
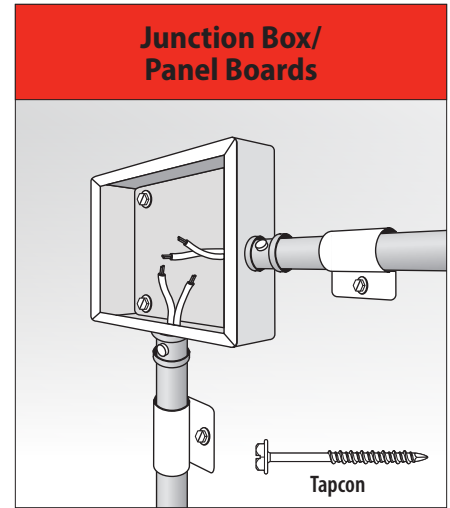
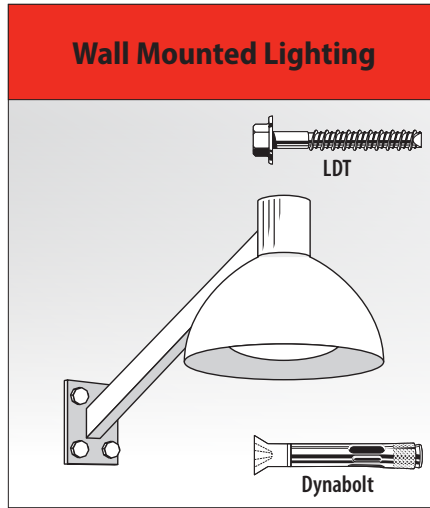

VIPER4 .27 CALIBER STRIP TOOL			
Part #	Product Description	Inner Pack Qty	Case Qty
VIPER4	VIPER4 Single Shot Tool	N/A	1
VIPER4 POLES			
V4-6	6' Pole	N/A	1
V4-8	8' Pole	N/A	1
V4-EXT	3' Extension (no trigger)	N/A	1
VIPER4 STRIP LOADS			
3RS27	Power level 3 green 10-shot strip loads	10 strips per box	10,000
4RS27	Power level 4 yellow 10-shot strip loads	10 strips per box	10,000
5RS27	Power level 5 red 10-shot strip loads	10 strips per box	10,000
VIPER4 TOOL FASTENERS			
TE12	9/16" True embedment pin		5,000
TE34	13/16" True embedment pin		5,000
TE100	1-1/16" True embedment pin		5,000
TE114	1-5/16" True embedment pin		1,000
SDC100	Ceiling clip assembly with 1" pin		1,000
SDC125	Ceiling clip assembly with 1-1/4" pin		1,000
SPC78	Ceiling clip with 7/8" premium pin		1,000
SPC114	Ceiling clip with 1-1/4" premium pin		1,000
M100BB	1" PowerPoint pin with domed washer		4,000
38HSS10	3/8" Hole conduit strap w/1 premium pin		500
34HSS10	3/4" Hole conduit strap w/1 premium pin		500
14TRHSS10	1/4" Threaded rod hanger w/1 premium pin		500
38TRHSS10	3/8" Threaded rod hanger w/1 premium pin		500

RA27 .27 CALIBER STRIP TOOL			
Part #	Product Description	Inner Pack Qty	Case Qty
RA27	RA27 Single Shot Tool	N/A	1
RA27 STRIP LOADS			
3RS27	Power level 3 green 10-shot strip loads	10 strips per box	10,000
4RS27	Power level 4 yellow 10-shot strip loads	10 strips per box	10,000
5RS27	Power level 5 red 10-shot strip loads	10 strips per box	10,000
RA27 TOOL FASTENERS			
TE12	9/16" True embedment pin		5,000
TE34	13/16" True embedment pin		5,000
TE100	1-1/16" True embedment pin		5,000
TE114	1-5/16" True embedment pin		1,000
SP12	1/2" Powerpoint pin		5,000
SP58	5/8" Powerpoint pin		5,000
SP58TH	5/8" Powerpoint top hat pin		5,000
SP34	3/4" Powerpoint pin		5,000
SP114	1-1/4" Powerpoint pin		1,000
SP178	1-7/8" Powerpoint pin		1,000
M100BB	1" PowerPoint pin with domed washer		4,000
1503K	1/2" Knurled plated pin		5,000
1506	3/4" Plated pin		5,000
1508	1" Plated pin		5,000
1510	1-1/4" Plated pin		1,000
1512	1-1/2" Plated pin		1,000
1506SD	3/4" Washered pin		1,000
1508SD	1" Washered pin		1,000
1510SD	1-1/4" Washered pin		1,000
1512SD	1-1/2" Washered pin		1,000
1514SD	2" Washered pin		1,000
38HSS10	3/8" Hole conduit strap w/1 premium pin		500
34HSS10	3/4" Hole conduit strap w/1 premium pin		500
14TRHSS10	1/4" Threaded rod hanger w/1 premium pin		500
38TRHSS10	3/8" Threaded rod hanger w/1 premium pin		500



TYPICAL APPLICATIONS

► Concrete anchors for light, medium, and heavy duty applications



PRODUCT SELECTOR GUIDE

TRUBOLT WEDGE ANCHOR – CARBON STEEL WITH HOT DIPPED GALVANIZING

Part Number	Thread Length		Anchor Dia. & Drill Bit Size (Threads) Per Inch	Overall Length		Max. Thickness of Materials To Be Fastened		Qty/Wt Per Box		Qty/Wt Per Master Carton	
	in.	(mm)		in.	(mm)	in.	(mm)	qty.	lbs.	qty.	lbs.
WS-1226G	1-1/4	(31.8)	1/2" - 13	2-3/4	(69.9)	1/8	(3.2)	25	4.8	200	39
WS-1242G	2-3/4	(69.9)		4-1/4	(108.0)	1-1/2	(38.1)	25	6.7	150	41
WS-1254G	4	(101.6)		5-1/2	(139.7)	2-3/4	(69.9)	25	8.0	150	49
WS-1270G	5-1/2	(139.7)		7	(177.8)	4-1/4	(108.0)	25	9.7	150	59
WS-5860G	4-1/4	(107.9)	5/8" - 11	6	(152.4)	2-5/8	(66.7)	10	5.6	50	29
WS-3446G	2-7/8	(73.0)	3/4" - 10	4-3/4	(120.7)	3/4	(19.1)	10	7.5	60	46
WS-3454G	3-5/8	(92.1)		5-1/2	(139.7)	1-1/2	(38.1)	10	8.4	50	42
WS-3484G	5-3/4	(146.0)		8-1/2	(215.9)	4-1/2	(114.3)	10	12.5	30	38

TRUBOLT WEDGE ANCHOR – 304 STAINLESS STEEL*

Part Number	Thread Length		Anchor Dia. & Drill Bit Size (Threads) Per Inch	Overall Length		Max. Thickness of Materials to Be Fastened		Qty/Wt Per Box		Qty/Wt Per Master Carton		
	in.	(mm)		in.	(mm)	in.	(mm)	qty.	lbs.	qty.	lbs.	
WW-1416	3/4	(19.1)	1/4" - 20	1-3/4	(44.5)	3/8	(9.5)	100	3.2	1000	32	
WW-1422	1-1/4	(31.8)		2-1/4	(57.2)	7/8	(22.2)	100	3.7	1000	37	
WW-1432	2-1/4	(57.2)		3-1/4	(82.6)	1-7/8	(47.6)	100	4.8	800	39	
WW-3822	1-1/8	(28.6)	3/8" - 16	2-1/4	(57.2)	3/8	(9.5)	50	4.1	500	41	
WW-3826	1-5/8	(41.3)		2-3/4	(69.9)	7/8	(22.2)	50	4.8	400	39	
WW-3830	1-3/4	(44.5)		3	(76.2)	1-1/8	(28.6)	50	5.1	400	42	
WW-3836	2-1/2	(63.5)		3-3/4	(95.3)	1-7/8	(47.6)	50	6.0	300	37	
WW-3850	3-3/4	(95.3)		5	(127.0)	3-1/8	(79.4)	50	7.5	250	39	
WW-1226	1-1/4	(31.8)		1/2" - 13	2-3/4	(69.9)	1/8	(3.2)	25	4.7	200	38
WW-1236	2-1/4	(57.2)			3-3/4	(95.3)	1	(25.4)	25	5.8	150	36
WW-1242	2-3/4	(69.9)	4-1/4		(108.0)	1-1/2	(38.1)	25	6.3	150	39	
WW-1254	3	(76.2)	5-1/2		(139.7)	2-3/4	(69.9)	25	7.7	150	47	
WW-1270	3-1/2	(88.9)	5/8" - 11	7	(177.8)	4-1/4	(108.0)	25	9.4	150	57	
WW-5834	1-3/4	(44.5)		3-1/2	(88.9)	1/8	(3.2)	10	3.6	100	37	
WW-5842	2-1/2	(63.5)		4-1/4	(108.0)	7/8	(22.2)	10	4.2	100	43	
WW-5850	3-1/4	(82.6)		5	(127.0)	1-5/8	(41.3)	10	4.8	100	49	
WW-5860	4-1/4	(107.9)		6	(152.4)	2-5/8	(66.7)	10	5.5	50	28	
WW-5870	3-1/2	(88.9)		7	(177.8)	3-5/8	(92.1)	10	6.2	30	20	
WW-5884	3-1/2	(88.9)		8-1/2	(215.9)	5-1/8	(130.2)	10	8.0	30	25	
WW-3446	2-7/8	(73.0)		3/4" - 10	4-3/4	(120.7)	3/4	(19.1)	10	6.7	60	41
WW-3454	3-5/8	(92.1)			5-1/2	(139.7)	1-1/2	(38.1)	10	7.5	50	38
WW-3462	4-3/8	(111.1)			6-1/4	(158.8)	2-1/4	(57.2)	10	9.1	30	28
WW-3470	3-1/2	(88.9)	7		(177.8)	3	(76.2)	10	9.2	30	28	
WW-3484	3-1/2	(88.9)	8-1/2		(215.9)	4-1/2	(114.3)	10	12.3	30	38	
WW-34100	1-3/4	(44.5)	1" - 8	10	(254.0)	6	(152.4)	10	13.5	30	42	
WW-10060	2-1/2	(63.5)		6	(152.4)	1/2	(12.7)	5	8.3	25	43	
WW-10090	2-1/2	(63.5)		9	(228.6)	3-1/2	(88.9)	5	11.4	15	35	

* For continuous extreme low temperature applications, use stainless steel.

TRUBOLT WEDGE ANCHOR – 316 STAINLESS STEEL*

Part Number	Thread Length		Anchor Dia. & Drill Bit Size (Threads) Per Inch	Overall Length		Max. Thickness Of Materials To Be Fastened		Qty/Wt Per Box		Qty/Wt Per Master Carton	
	in.	(mm)		in.	(mm)	in.	(mm)	qty.	lbs.	qty.	lbs.
SWW-1422	1-1/4	(31.8)	1/4" - 20	2-1/4	(57.2)	7/8	(22.2)	100	3.7	1000	37
SWW-1432	2-1/4	(57.2)		3-1/4	(82.6)	1-1/8	(28.6)	100	4.8	1000	39
SWW-3830	1-3/4	(44.5)	3/8" - 16	3	(76.2)	1-1/8	(28.6)	50	5.2	400	42
SWW-3836	2-1/2	(63.5)		3-3/4	(95.5)	1-7/8	(47.6)	50	6.0	300	37
SWW-3850	3-3/4	(95.3)		5	(127.0)	3-1/8	(79.4)	50	7.5	250	39
SWW-1236	2-1/4	(57.2)	1/2" - 13	3-3/4	(95.3)	1	(25.4)	25	5.8	150	36
SWW-1242	2-3/4	(69.9)		4-1/4	(108.0)	1-1/2	(38.1)	25	6.5	150	40
SWW-1254	3	(76.2)		5-1/2	(139.7)	2-3/4	(69.9)	25	7.8	150	48
SWW-5850	3-1/4	(82.6)	5/8" - 11	5	(127.0)	1-5/8	(41.3)	10	4.8	100	49

* For continuous extreme low temperature applications, use stainless steel.

PRODUCT SELECTOR GUIDE

MULTI-SET II DROP-IN ANCHORS														
User Type / Application	Base Material	Drop-In Anchor Type	Approvals	Part No.	Setting Tool Part No.*	Bolt Size/Threads Per Inch	Drill Bit Dia.		Thread Depth		Embedment Min. Hole Depth***		Qty/Wt Per Box qty / lbs.	Qty/ Wt Per Master Carton qty / lbs.
							in.	(mm)	in.	(mm)	in.	(mm)		
HVAC/Fire Sprinkler Plumber (Pipe-fitter)	Solid concrete/lightweight fill deck	RM	Caltrans	RM-14	RT-114	1/4" / 20	3/8	(9.5)	3/8	(9.5)	1	(25.4)	100 / 2.6	1000 / 28
			UL, FM	RM-38	RT-138	3/8" / 16	1/2	(12.7)	1/2	(12.7)	1-5/8	(41.3)	50 / 3.4	500 / 36
			UL, FM Caltrans	RM-12	RT-112	1/2" / 13	5/8	(15.9)	3/4	(19.1)	2	(50.8)	50 / 5.8	400 / 49
			UL, FM	RM-58	RT-158	5/8" / 11	7/8	(22.2)	1	(25.4)	2-1/2	(63.5)	25 / 7.8	125 / 41
			UL, FM Caltrans	RM-34	RT-134	3/4" / 10	1	(25.4)	1-1/4	(31.8)	3-3/16	(81.0)	25 / 11.9	100 / 49
	Hollow-core pre-cast or post tension	RX	FM	RX-38	RTX-138	3/8" / 16	1/2	(12.7)	3/8	(9.5)	3/4	(19.1)	100 / 3.5	1000 / 36
			N/A	RX-12	RTX-112	1/2" / 13	5/8	(15.9)	1/2	(12.7)	1	(25.4)	50 / 3.0	500 / 31
	Solid concrete/lightweight fill deck	SRM** 18-8 S.S.	N/A	SRM-14	RT-114	1/4" / 20	3/8	(9.5)	3/8	(9.5)	1	(25.4)	100 / 2.7	1000 / 28
			UL, FM	SRM-38	RT-138	3/8" / 16	1/2	(12.7)	1/2	(12.7)	1-5/8	(41.3)	50 / 3.4	500 / 36
			UL, FM	SRM-12	RT-112	1/2" / 13	5/8	(15.9)	3/4	(19.1)	2	(50.8)	50 / 6.0	400 / 50
			N/A	SRM-34	RT-134	3/4" / 10	1	(25.4)	1-1/4	(31.8)	3-3/16	(81.0)	25 / 12.0	100 / 50
	Concrete Contractor, General Contractor	Solid concrete	CL Coil Threaded	N/A	CL-12	RT-112	1/2" / 6	5/8	(15.9)	3/4	(19.1)	2	(50.8)	50 / 5.7
Concrete Cutting/Sawing Contractor/Misc. Metal	Solid concrete/lightweight fill deck	RL (w/o lip)	N/A	RL-14	RT-114	1/4" / 20	3/8	(9.5)	3/8	(9.5)	1	(25.4)	100 / 2.6	1000 / 28
			N/A	RL-38	RT-138	3/8" / 16	1/2	(12.7)	1/2	(12.7)	1-5/8	(41.3)	50 / 3.4	500 / 36
			N/A	RL-12	RT-112	1/2" / 13	5/8	(15.9)	3/4	(19.1)	2	(50.8)	50 / 5.8	400 / 49
			N/A	RL-58	RT-158	5/8" / 11	7/8	(22.2)	1	(25.4)	2-1/2	(63.5)	25 / 7.8	125 / 41
			N/A	RL-34	RT-134	3/4" / 10	1	(25.4)	1-1/4	(31.8)	3-3/16	(81.0)	25 / 11.9	100 / 49

* 1 setting tool per master carton. ** For continuous extreme low temperature, use stainless steel. *** Embedment is equal to overall length of Drop-In Anchor



PRODUCT SELECTOR GUIDE

DYNABOLT SLEEVE ANCHORS – CARBON STEEL WITH ZINC PLATING											
Head Style	Part No.	Anchor Diameter & Drill Bit Size	Effective Anchor Length*		Bolt Diameter / Threads Per Inch	Min. Embedment		Max. Thickness of Material to be Fastened		Qty/Wt Per Box qty / lbs.	Qty/Wt Per Master Carton qty / lbs.
			in.	(mm)		in.	(mm)	in.	(mm)		
Hex Nut	HN-1614	5/16"	1-1/2	(38.1)	1/4" / 20	1-1/4	(31.8)	1/4	(6.4)	100 / 4.0	1000 / 41
	HN-3817	3/8"	1-7/8	(47.6)	5/16" / 18	1-1/2	(38.1)	3/8	(9.5)	50 / 3.5	500 / 36
	HN-3830		3	(76.2)	5/16" / 18	1-1/2	(38.1)	1-1/2	(38.1)	50 / 4.9	400 / 40
	HN-1222	1/2"	2-1/4	(57.2)	3/8" / 16	1-7/8	(47.6)	3/8	(9.5)	25 / 3.3	250 / 34
	HN-1230		3	(76.2)	3/8" / 16	1-7/8	(47.6)	1-1/8	(28.6)	25 / 4.0	200 / 33
	HN-1240		4	(101.6)	3/8" / 16	1-7/8	(47.6)	2-1/8	(54.0)	25 / 5.3	200 / 44
	HN-5842	5/8"	4-1/4	(108.0)	1/2" / 13	2	(50.8)	2-1/4	(57.2)	10 / 3.9	100 / 41
Phillips Flat Head	FS-3840	3/8" (head dia. .722)	4	(101.6)	5/16" / 18	1-1/2	(38.1)	2-1/2	(63.5)	50 / 5.3	400 / 44
	FS-3850		5	(127.0)	5/16" / 18	1-1/2	(38.1)	3-1/2	(88.9)	50 / 5.6	300 / 40

* Phillips flat head uses a standard 80° – 82° counter sink

DYNABOLT SLEEVE ANCHORS – 304 STAINLESS STEEL*											
Head Style	Part No.	Anchor Diameter & Drill Bit Size	Effective Anchor Length		Bolt Diameter / Threads Per Inch	Min. Embedment		Max. Thickness of Material to be Fastened		Qty/Wt Per Box qty / lbs.	Qty/Wt Per Master Carton qty / lbs.
			in.	(mm)		in.	(mm)	in.	(mm)		
Phillips Flat Head	SFS-3826	3/8"	2-7/8	(73.0)	5/16" / 18	1-1/2	(38.1)	1-3/8	(34.9)	50 / 3.8	500 / 40
	SFS-3840		4	(101.6)	5/16" / 18	1-1/2	(38.1)	2-1/2	(63.5)	50 / 5.3	400 / 44

Phillips Flat head uses a standard 80° – 82° counter sink.

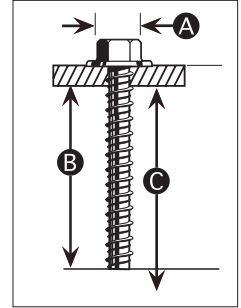
* For continuous extreme low temperature applications, use stainless steel.



PRODUCT SELECTOR GUIDE

LDT ANCHOR SELECTION CHART

LDT Size	ANSI Standard Drill Bit Dia.	A Anchor Head (Socket Size) Dia.	Washer Dia.	B Minimum Embedment	C Hole Depth	Use In		
						Concrete	CMU	
							Hollow	Grout-Filled
LDT 3/8"	5/16"	9/16"	13/16"	1-1/2"	2-1/2"	YES	YES	YES
LDT 1/2"	7/16"	3/4"	1"	2-1/2"	3-1/2"	YES	NO	YES
LDT 5/8"	1/2"	13/16"	1-3/16"	2-3/4"	3-3/4"	YES	NO	YES
LDT 3/4"	5/8"	15/16"	1-5/16"	3-1/4"	4-1/4"	YES	NO	YES



LDT ANCHORS – CARBON STEEL WITH ZINC PLATING

Part No.	Anchor Diameter		Drill Bit Diameter		Anchor Length		Max. Thickness of Material to be Fastened		Qty/Wt Per Box qty / lbs.	Qty/Wt Per Master Carton qty / lbs.
	in.	(mm)	in.	(mm)	in.	(mm)	in.	(mm)		
LDT-3816	3/8	(9.5)	5/16	(7.9)	1-3/4	(44.5)	1/4	(6.4)	50 / 3.0	400 / 24.0
LDT-3824	3/8	(9.5)	5/16	(7.9)	2-1/2	(63.5)	1	(25.4)	50 / 4.5	400 / 34.0
LDT-3830	3/8	(9.5)	5/16	(7.9)	3	(76.2)	1-1/2	(38.1)	50 / 5.0	400 / 40.0
LDT-3840	3/8	(9.5)	5/16	(7.9)	4	(101.6)	2-1/2	(63.5)	50 / 6.5	400 / 52.0
LDT-3850	3/8	(9.5)	5/16	(7.9)	5	(127.0)	3-1/2	(89.0)	40 / 7.5	320 / 60.0
LDT-1230	1/2	(12.7)	7/16	(11.1)	3	(76.2)	1/2	(12.7)	25 / 4.5	150 / 27.0
LDT-1240	1/2	(12.7)	7/16	(11.1)	4	(101.6)	1-1/2	(38.1)	25 / 6.0	150 / 36.6
LDT-1250	1/2	(12.7)	7/16	(11.1)	5	(127.0)	2-1/2	(63.5)	25 / 7.6	150 / 45.6
LDT-1260	1/2	(12.7)	7/16	(11.1)	6	(152.4)	4	(101.6)	20 / 9.0	120 / 54.0
LDT-5830	5/8	(15.9)	1/2	(12.7)	3	(76.2)	1/4	(6.4)	10 / 3.5	100 / 35.0
LDT-5840	5/8	(15.9)	1/2	(12.7)	4	(101.6)	1-1/4	(31.8)	10 / 4.0	100 / 40.0
LDT-5850	5/8	(15.9)	1/2	(12.7)	5	(127.0)	2-1/4	(57.1)	10 / 4.7	100 / 47.0
LDT-5860	5/8	(15.9)	1/2	(12.7)	6	(152.4)	3-1/4	(82.6)	10 / 5.4	50 / 27.0
LDT-3444	3/4	(19.1)	5/8	(15.9)	4-1/2	(114.3)	1-1/4	(31.8)	10 / 7.4	50 / 37.0
LDT-3454	3/4	(19.1)	5/8	(15.9)	5-1/2	(139.7)	2-1/4	(57.1)	10 / 8.1	50 / 40.5
LDT-3462	3/4	(19.1)	5/8	(15.9)	6-1/4	(158.8)	3	(76.2)	10 / 9.1	30 / 27.3

LDT ANCHORS – 410 STAINLESS STEEL*

Part No.	Anchor Diameter		Drill Bit Diameter		Anchor Length		Max. Thickness of Material to be Fastened		Qty/Wt Per Box qty / lbs.	Qty/Wt Per Master Carton qty / lbs.
	in.	(mm)	in.	(mm)	in.	(mm)	in.	(mm)		
SLDT-3824	3/8	(9.5)	5/16	(7.9)	2-1/2	(63.5)	1	(25.4)	50 / 4.5	400 / 34.0
SLDT-3830	3/8	(9.5)	5/16	(7.9)	3	(76.2)	1-1/2	(38.1)	50 / 5.0	400 / 40.0
SLDT-3840	3/8	(9.5)	5/16	(7.9)	4	(101.6)	2-1/2	(63.5)	50 / 6.5	400 / 52.0
SLDT-3850	3/8	(9.5)	5/16	(7.9)	5	(127.0)	3-1/2	(89.0)	40 / 7.5	320 / 60.0
SLDT-1230	1/2	(12.7)	7/16	(11.1)	3	(76.2)	1/2	(12.7)	25 / 4.5	150 / 27.0
SLDT-1240	1/2	(12.7)	7/16	(11.1)	4	(101.6)	1-1/2	(38.1)	25 / 6.0	150 / 36.6
SLDT-1250	1/2	(12.7)	7/16	(11.1)	5	(127.0)	2-1/2	(63.5)	25 / 7.6	150 / 45.6

* The stainless steel LDTs will have the number 4 stamped on the head next to the length indication code



PRODUCT SELECTOR GUIDE



TAPCON ANCHORS – BLUE CLIMASEAL COATING

Fixture Thickness Inches	Recommended Tapcon Length		Part No. 3/16" Hex Head	Part No. 1/4" Hex Head	Part No. 3/16" Flat Head	Part No. 1/4" Flat Head	Bit Length		Straight Shank Bits for 3/16" Tapcon Part No.	Straight Shank Bits for 1/4" Tapcon Part No.
	in.	(mm)					in.	(mm)		
0" – 1/4"	1-1/4	(31.8)	3139407	3153407	3169407V2	3183407V2	3-1/2	(88.9)	–	3098910
1/4" – 3/4"	1-3/4	(44.5)	3141407	3155407	3171407V2	3185407V2	3-1/2	(88.9)	–	3098910
3/4" – 1-1/4"	2-1/4	(57.2)	3143407	3157407	3173407V2	3187407V2	4-1/2	(114.3)	3096910	3099910
1-1/4" – 1-3/4"	2-3/4	(69.9)	3145407	3159407	3175407V2	3189407V2	4-1/2	(114.3)	3096910	3099910
1-3/4" – 2-1/4"	3-1/4	(82.6)	3147407	3161407	3177407V2	3191407V2	5-1/2	(139.7)	3097910	3100910
2-1/4" – 2-3/4"	3-3/4	(95.3)	–	3163407	–	3193407V2	5-1/2	(139.7)	3097910	3100910
2-1/2" – 3"	4	(101.6)	–	3165407	–	3195407V2	5-1/2	(139.7)	3097910	3100910
3-1/2" – 4"	5	(127.0)	–	3167407	–	3197407V2	6-1/2	(165.1)	–	3206910
4-1/2" – 5"	6	(152.4)	–	3205407	–	3203407V2	7-1/2	(190.5)	–	–

TAPCON ANCHORS – 410 STAINLESS STEEL *



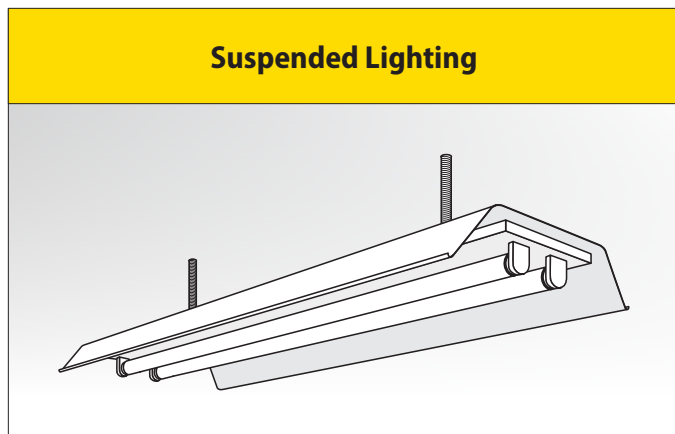
Fixture Thickness Inches	Recommended Tapcon Length		Part No. 1/4" Hex Head	Part No. 3/16" Flat Head	Part No. 1/4" Flat Head	Bit Length		Straight Shank Bits for 3/16" Tapcon Part No.	Straight Shank Bits for 1/4" Tapcon Part No.
	in.	(mm)				in.	(mm)		
0" – 1/4"	1-1/4	(31.8)	3367907	–	3373907	3-1/2	(88.9)	–	3098910
1/4" – 3/4"	1-3/4	(44.5)	3368907	3418907	3374907	3-1/2	(88.9)	–	3098910
3/4" – 1-1/4"	2-1/4	(57.2)	3369907	3419907	3375907	4-1/2	(114.3)	3096910	3099910
1-1/4" – 1-3/4"	2-3/4	(69.9)	3370907	3420907	3376907	4-1/2	(114.3)	3096910	3099910
1-3/4" – 2-1/4"	3-1/4	(82.6)	3371907	–	3377907	5-1/2	(139.7)	3097910	3100910
2-1/4" – 2-3/4"	3-3/4	(95.3)	3372907	–	3378907	5-1/2	(139.7)	3097910	3100910
2-1/2" – 3"	4	(101.6)	–	–	–	5-1/2	(139.7)	–	3100910
3-1/2" – 4"	5	(127.0)	3460907	–	–	6-1/2	(165.1)	–	–

* The stainless steel Tapcon will have the number 4 stamped on the head.



► Overhead threaded rod anchors for wood, steel, concrete, and metal deck





TYPICAL APPLICATIONS






SAMMYS FOR WOOD – VERTICAL MOUNT										
Approvals	Rod Size	Part Number	Model	Screw Description	Ultimate Pullout (lbs)	UL Test Load (lbs)	FM Test Load (lbs)	Box Qty	Case Qty	Nut Driver Part Number
	1/4"	8002957	GST 100	1/4 x 1"	210 (7/16" OSB) 760 (3/4" Ply)			25	125	#14 Black 8113910
	1/4"	8003957	GST 200	1/4 x 2"	1760 (Fir)			25	125	#14 Black 8113910
	3/8"	8007957	GST 10	1/4 x 1"	210 (7/16" OSB) 760 (3/4" Ply)	300		25	125	#14 Black 8113910
	3/8"	8008957	GST 20	1/4 x 2"	1760 (Fir)	850	1475	25	125	#14 Black 8113910
	3/8"	8068925	GST 20-SS*	1/4 x 2"	1760 (Fir)	850		25	125	#14 Black 8113910
	3/8"	8009925	GST 25-380	3/8 x 2-1/2"	2113 (Fir)	1500		25	125	#14 Black 8113910
	3/8"	8010957	GST 30	1/4 x 3"	2060 (Fir)	1500	1475	25	125	#14 Black 8113910
	1/2"	8013925	GST 2	1/4 x 2"	1760 (Fir)			25	125	#14 SW Red 8114910
	1/2"	8015925	GST 3	1/4 x 3"	2275 (Fir)			25	125	#14 SW Red 8114910



* GST-20-SS is Stainless Steel

PRODUCT SELECTOR GUIDE

SAMMYS FOR WOOD – HORIZONTAL MOUNT									
Approvals	Rod Size	Part Number	Model	Screw Description	Ultimate Shear (lbs)	UL Test Load (lbs)	Box Qty	Case Qty	Nut Driver Part Number
	3/8"	8020957	SWG 10	1/4 x 1"	622 (Fir)	300	25	125	#14 SW Red 8114910
	3/8"	8021957	SWG 20	1/4 x 2"	1725 (Fir)	1050	25	125	#14 SW Red 8114910
	3/8"	8022925	SWG 25-380	3/8 x 2-1/2"	2249 (Fir)	1500	25	125	#14 SW Red 8114910
	3/8"	8023925	SWG 30	1/4 x 3"	1884 (Fir)	1500	25	125	#14 SW Red 8114910

SAMMYS FOR WOOD – SWIVEL MOUNT											
Approvals	Rod Size	Part Number	Model	Screw Description	Ultimate Pullout (lbs)	UL Test Load (lbs)	FM Test Load (lbs)	Max. Deflection	Box Qty	Case Qty	Nut Driver Part Number
 	3/8"	8139957**	SH-GST 20	1/4 x 2"	1257 (Fir)	1050	1475	17°	25	125	#14 Black 8113910
	3/8"	8269957	SH-GST/CST 20	5/16 x 1-3/4"	1903 Dim. Lumber 1406 @ 45° off vertical Dim. Lumber	1500 850 @ 45°		89°	25	125	#14 SH Orange 8273910

*May require pre-drilling; consult joist manufacturer / **Will not swivel until installed with black nut driver

SAMMYS FOR STEEL – VERTICAL MOUNT												
Approvals	Rod Size	Part Number	Model	Screw Description	Ultimate Pullout (lbs)	UL Test Load (lbs)	FM Test Load (lbs)	Min. Thickness	Max. Thickness	Box Qty	Case Qty	Nut Driver Part Number
	1/4"	8024957	DSTR 100 *	1/4-20 x 1" TEKS 3	1510 (20 ga.)			.036"-20 ga	3/16"	25	125	#14 Black 8113910
	1/4"	8025957	DST 100	1/4-14 x 1" TEKS 3	446 (20 ga.)			.036"-20 ga	3/16"	25	125	#14 Black 8113910
	1/4"	8026957	DST 150	1/4-14 x 1-1/2" TEKS 3	970 (16 ga.)			.036"-20 ga	3/16"	25	125	#14 Black # 8113910
	1/4"	8027957	DST 200	1/4-14 x 2" TEKS 3	446 (20 ga.)			.036"-20 ga	3/16"	25	125	#14 Black # 8113910
 	3/8"	8038957	DSTR 1 *	1/4-20 x 1" TEKS 3	1510 (20 ga.)	1500	1475	.036"-20 ga	3/16"	25	125	#14 Black 8113910
 	3/8"	8037957	DSTR 1-1/2 *	12-24 x 1-1/2" TEKS 5	1510 (3/16")	1500	1475	.036"-20 ga	1/2"	25	125	#14 Black 8113910
 	3/8"	8039957	DSTR 516 *	5/16-18 x 1-1/4" TEKS 3	2200 (20 ga.)	1500	1475	.036"-20 ga	3/16"	25	125	#14 Black 8113910
	3/8"	8040957	DST 10	1/4-14 x 1" TEKS 3	446 (20 ga.) 970 (16 ga.)			.036"-20 ga	3/16"	25	125	#14 Black 8113910
	3/8"	8041957	DST 15	1/4-14 x 1-1/2" TEKS 3	446 (20 ga.) 970 (16 ga.)			.036"-20 ga	3/16"	25	125	#14 Black 8113910
	3/8"	8042957	DST 20	1/4 - 14 x 2" TEKS 3	446 (20 ga.) 970 (16 ga.)			.036"-20 ga.	3/16"	25	125	#14 Black 8113910
	3/8"	8044957	DST 30	1/4-14 x 3" TEKS 3	446 (20 ga.) 970 (16 ga.)			.036"-20 ga	3/16"	25	125	#14 Black 8113910
	3/8"	8045957	DST 516	5/16-18 x 1-1/4" TEKS 3	1500 (3/16")	1500	1475	.125"-1/8"	3/16"	25	125	#14 Black 8113910
 	3/8"	8046957	TEK 50	12-24 x 1-1/2" TEKS 5	3125 (3/16")	1500	1475	.250"-1/4"	1/2"	25	125	#14 Black 8113910
 	1/2"	8031925	DST 2.0	1/4-14 x 2" TEKS 3	446 (20 ga.) 970 (16 ga.)			.036" - 20 ga.	3/16"	25	125	#14 Black 8113910

*Includes retaining nut

SAMMYS FOR STEEL – HORIZONTAL MOUNT												
Approvals	Rod Size	Part Number	Model	Screw Description	Ultimate Shear (lbs)	UL Test Load (lbs)	FM Test Load (lbs)	Min. Thickness	Max. Thickness	Box Qty	Case Qty	Nut Driver Part Number
	3/8"	8050957	SWD 10	1/4-14 x 1" TEKS 3	1477 (16 ga.)			.060"-16 ga	3/16"	25	125	#14 SW Red 8114910
	3/8"	8052957	SWD 20	1/4-14 x 2" TEKS 3	1477 (16 ga.)			.060"-16 ga	3/16"	25	125	#14 SW Red 8114910
	3/8"	8055957	SWDR 1 *	1/4-20 x 1" TEKS 3	1900 (20 ga.)	1500	1475	.036"-20 ga	3/16"	25	125	#14 SW Red 8114910
	3/8"	8054957	SWDR 1-1/2 *	12-24 x 1-1/2" TEKS 5	2375 (3/16")	1500	1475	.188"-3/16"	1/2"	25	125	#14 SW Red 8114910
	3/8"	8056957	SWDR 516 *	5/16-18 x 1-1/4" TEKS 3	2480 (20 ga.)	1500	1475	.036"-20 ga	3/16"	25	125	#14 SW Red 8114910

* Includes retaining nut

SAMMYS FOR STEEL – SWIVEL MOUNT												
Approvals	Rod Size	Part Number	Model	Screw Description	Ultimate Pullout (lbs)	UL Test Load (lbs)	FM Test Load (lbs)	Min. Thickness	Max. Thickness	Box Qty	Case Qty	Nut Driver Part Number
	3/8"	8137957*	SH-DSTR 1	1/4-20 x 1" TEKS 3	3220 (3/16")	1500	1475	.036"	3/16"	25	125	#14 Black 8113910
	3/8"	8268957	SH-TEK 50	12-24 x 1-5/8" TEKS 5	2368 (1/2" steel vertical) 1306 (45° off vertical) 2281 (3/16" HSS) 1585 (3/16" HSS 45° off vertical)		1500 (vertical) 4" 850 (45° off vertical) 2-1/2	3/16"	1/2"	25	125	#14 SH Orange 8273910



* Does not comply with ROHS requirements / Includes retaining nut / Will not swivel until installed with black nut driver

SAMMYS X-PRESS – VERTICAL MOUNT													
Approvals	Rod Size	Part Number	Model	Description	Ultimate Pullout (lbs)	UL Test Load (lbs)	UL Min Thick	FM Test Load (lbs)	FM Min Thickness	Max. Thickness	Box Qty	Case Qty	Application
	1/4"	8181922	XP 200	Sammy X-Press 200	1146 (22 ga)	185 (Luminaire) 250 (Luminaire)	.027" .060"			.125"	25	125	Metal Deck
	3/8"	8150922	XP 20	Sammy X-Press 20	1146 (22 ga)	850 (2 1/2" Pipe) 185 (Luminaire) 250 (Luminaire) 283 (Conduit & Cable)	.027" .027" .060" .030"	940 (2" Pipe) 1475 (4" Pipe)	.029" .104"	.125"	25	125	Metal Deck
	3/8"	8150922	XP 20	Sammy X-Press 20	1146 (22 ga)	850 (2 1/2" Pipe)		Pre-Pour Structural Concrete @ 3000 psi Post-Pour Range II LWC ≤ 35 PCF (lbs/ft³)			25	125	Metal Deck (Pre-Pour) Metal Deck (Post-Pour)
	3/8"	8153922	XP 35	Sammy X-Press 35	1783 (16 ga)	1500 (4" Pipe) 185 (Luminaire) 250 (Luminaire) 416 (Conduit & Cable)	.060" .030" .060" .060"	940 (2" Pipe) 1475 (4" Pipe)	.029" .104"	.125"	25	125	Purlin

SAMMYS X-PRESS – HORIZONTAL MOUNT												
Approvals	Rod Size	Part Number	Model	Description	Ultimate Shear (lbs)	UL Test Load (lbs)	UL Min Thickness	Max. Thickness	Box Qty	Case Qty	Application	
	3/8"	8293957	SWXP35	Sidewinder X-Press 35	1798 (16 ga)	1250 (3 1/2" Pipe) 80 (Luminaire) 416 (Conduit & Cable)	.060"	.125"	25	125	Metal Deck/Purlin	


PRODUCT SELECTOR GUIDE

SAMMYS X-PRESS – SWIVEL MOUNT

Approvals	Rod Size	Part Number	Model	Description	Ultimate Pullout (lbs)	UL Test Load (lbs)	UL Min Thickness	FM Test Load (lbs)	FM Min Thickness	Max. Thickness	Box Qty	Case Qty	Application
	3/8"	8294922	SXP 20	Swivel X-Press 20	1061 (22 ga Vert) 829 (45° Off Vert)	750 (2" Pipe) 170 Vertical (Luminaire) 80 @ 45° (Luminaire) 283 Vertical (Conduit & Cable) 233 @ 45° (Conduit & Cable)	.029"	635 (2" Pipe)	.029"	.125"	25	125	Metal Deck/Purlin
	3/8"	8295922	SXP 35	Swivel X-Press 35	1675 (16 ga Vert) 1558 (89° Off Vert)	1250 (3½" Pipe) 250 Vertical (Luminaire) 80 @ 90° (Luminaire) 500 Vertical (Conduit & Cable) 333 @ 89° (Conduit & Cable)	.060"	635 (2" Pipe)	0.29"	.125"	25	125	Metal Deck/Purlin
†	1/2"	8272957	SXP 2.0	Swivel X-Press 2.0	1061 (22 ga Vert) 829 (45° Off Vert)		.027"			.125"	25	125	Metal Deck/Purlin
†	1/2"	8271957	SXP 3.5	Swivel X-Press 3.5	1675 (16 ga Vert) 1558 (89° Off Vert)		.060"			.125"	25	125	Metal Deck/Purlin

†  Approved for Sway Bar Bracing Only


SAMMYS FOR CONCRETE – VERTICAL MOUNT

Approvals	Rod Size	Part Number	Model	Screw Description	Ultimate Pullout (lbs)*	FM Test Load (lbs)	Box Qty	Case Qty	Nut Driver Part Number
	1/4"	8058957	CST 200	5/16 x 1-3/4"	2400		25	125	#14 Black 8113910
	3/8"	8059957	CST 20	5/16 x 1-3/4"	2400	1475	25	125	#14 Black 8113910
	1/2"	8060925	CST 2	5/16 x 1-3/4"	2400		25	125	#14 SW Red 8114910

* Tested in 3000 PSI concrete

For complete performance data see ICC Report ESR-3699

SAMMYS FOR CONCRETE – HORIZONTAL MOUNT

Approvals	Rod Size	Part Number	Model	Screw Description	Ultimate Shear (lbs)*	FM Test Load (lbs)	Box Qty	Case Qty	Nut Driver Part Number
	3/8"	8061957	SWC 20	5/16 x 1-3/4"	2450	1475	25	125	#14 SW Red 8114910

* Tested in 3000 PSI concrete

SAMMYS FOR CONCRETE – SWIVEL MOUNT

Approvals	Rod Size	Part Number	Model	Screw Description	Ultimate Pullout (lbs)*	Box Qty	Case Qty	Nut Driver Part Number
	3/8"	8269957	SH-GST/CST 20	5/16 x 1-3/4"	2537 in 3000 psi concrete 1459 @ 45° off vertical in 3000 psi concrete 2852 in 6000 psi concrete 1636 @ 45° off vertical in 6000 psi concrete	25	125	#14 SH Orange 8273910


* Tested in 3000 PSI concrete

Note: UL Listed for wood – see page 5




PRODUCT SELECTOR GUIDE

► Light, Medium, and Heavy duty fasteners for the commercial jobsite



TEKS SELF-DRILLING FASTENERS – LIGHT DUTY STEEL-TO-STEEL APPLICATIONS							
Part Number	Description	Head Style	Drill Point	Finish	Drill & Tap Capacity	Max. Material Attachment	Box Qty
1196200	8-18 x 1/2"	1/4" HWH	#2	Electro-zinc	.036" -.100"	.205"	10,000
1107053	10-16 x 3/4"	5/16" HWH	#1	Climaseal	.018" -.095"	.220"	5,000
†1399000	1/4-14 x 7/8"	5/16" HWH	#1	Climaseal	.018" -.095"	.380"	5,000
†1891000	1/4-14 x 7/8"	3/8" HWH	#1	Climaseal	.018" -.095"	.380"	4,000
1397000	10-16 x 1/2"	5/16" HWH	#3	Climaseal	.036" -.175"	.150"	5,000
1127000	10-16 x 5/8"	5/16" HWH	#3	Climaseal	.036" -.175"	.200"	5,000
1128000	10-16 x 3/4"	5/16" HWH	#3	Climaseal	.036" -.175"	.325"	5,000
1129000	10-16 x 1"	5/16" HWH	#3	Climaseal	.036" -.175"	.575"	5,000
1130000	10-16 x 1-1/4"	5/16" HWH	#3	Climaseal	.036" -.175"	.825"	4,000
1131000	10-16 X 1-1/2"	5/16" HWH	#3	Climaseal	.036" -.175"	1.075"	3,000
1786200	10-24 x 3/4"	*5/16" HWH	#2	Electro-zinc	.036" -.175"	.200"	5,000
1821200	10-16 x 3/4"	*5/16" HWH	#3	Electro-zinc	.036" -.175"	.323"	5,000

†With ABOT™ (Anti-backout threadform) *With serrations under head



TEKS SELF-DRILLING FASTENERS – MEDIUM DUTY STEEL-TO-STEEL APPLICATIONS							
Part Number	Description	Head Style	Drill Point	Finish	Drill & Tap Capacity	Max. Material Attachment	Box Qty
1134000	12-14 x 3/4"	5/16" HWH	#3	Climaseal	.036" -.210"	.270"	5,000
1136000	12-14 x 1"	5/16" HWH	#3	Climaseal	.036" -.210"	.520"	4,000
1120000	12-14 x 1-1/4"	5/16" HWH	#2	Climaseal	.036" -.210"	.550"	4,000
1123000	12-14 x 1-1/2"	5/16" HWH	#2	Climaseal	.036" -.210"	.800"	2,500
1140000	12-14 x 2"	5/16" HWH	#3	Climaseal	.036" -.210"	1.450"	2,000
1553000	12-14 x 2-1/2"	5/16" HWH	#3	Climaseal	.036" -.210"	1.950"	1,000
1143000	12-14 x 3"	5/16" HWH	#3	Climaseal	.036" -.210"	2.450"	1,000
1146000	12-14 x 4"	5/16" HWH	#3	Climaseal	.036" -.210"	3.450"	500
1147000	1/4-14 x 3/4"	3/8" HWH	#3	Climaseal	.036" -.210"	.210"	3,000
1149000	1/4-14 x 1"	3/8" HWH	#3	Climaseal	.036" -.210"	.400"	2,500
1150000	1/4-14 x 1-1/4"	3/8" HWH	#3	Climaseal	.036" -.210"	.650"	2,000
1152000	1/4-14 x 1-1/2"	3/8" HWH	#3	Climaseal	.036" -.210"	.900"	2,000
1155000	1/4-14 x 2"	3/8" HWH	#3	Climaseal	.036" -.210"	1.400"	1,500
1554000	1/4-14 x 2-1/2"	3/8" HWH	#3	Climaseal	.036" -.210"	1.900"	1,000
1157000	1/4-14 x 3"	3/8" HWH	#3	Climaseal	.036" -.210"	2.400"	1,000
1304000	1/4-14 x 4"	3/8" HWH	#3	Climaseal	.036" -.210"	3.400"	500
1587000	1/4-14 x 1"	*7/16" HWH	#3	Climaseal	.036" -.210"	.500"	2,500

*With serrations under head




PRODUCT SELECTOR GUIDE

TEKS SELF-DRILLING FASTENERS – HEAVY DUTY STEEL-TO-STEEL APPLICATIONS


Part Number	Description	Head Style	Drill Point	Finish	Drill & Tap Capacity	Max. Material Attachment	Box Qty
1088000	12-24 x 7/8"	5/16" HWH	#4	Climaseal	.125" - .250"	.325"	5,000
1414000	12-24 x 1-1/4"	5/16" HWH	#4.5	Climaseal	.125" - .375"	.575"	4,000
1006000	12-24 x 1-1/4"	5/16" HWH	#5	Climaseal	.125" - .250"	.375"	4,000
1070000	12-24 x 1-1/2"	5/16" HWH	#5	Climaseal	.125" - .250"	.625"	2,500
1071000	12-24 x 1-1/2"	3/8" HWH	#5	Climaseal	.125" - .250"	.625"	2,000
1072000	12-24 x 2"	5/16" HWH	#5	Climaseal	.125" - .250"	1.125"	1,000
1074000	1/4-28 x 3"	5/16" HWH	#5	Climaseal	.125" - .250"	2.150"	1,000
1075000	1/4-28 x 4"	5/16" HWH	#5	Climaseal	.125" - .250"	3.150"	500
1641000	1/4-28 x 5"	3/8" HWH	#5	Climaseal	.125" - .250"	4.150"	3,000
1431000	1/4-28 x 6"	3/8" HWH	#5	Climaseal	.125" - .250"	5.150"	2,500
1590000	1/4-28 x 8"	3/8" HWH	#5	Climaseal	.125" - .250"	7.150"	2,000

All available with bonded washer



DEKTITE PIPE FLASHING

Part Number	Description	Pipe Outside Diameter	DEKTITE Base Diameter	DEKTITE Height	Box Qty
4003910	1	1/4" - 2"	4-3/4"	3"	10
4004910	2	1-3/4" - 3-1/4"	6-1/4"	4"	10
4009910	3	1/4" - 5"	7-3/4"	4"	10
4011910	4	3" - 6"	9-1/4"	5"	10
4016910	5	4" - 7"	10-3/4"	5"	5
4025910	8	7" - 13"	16-1/2"	6"	5



E-Z ANCOR SELF-DRILLING DRYWALL ANCHORS

	Part No	Anchor Description	Holding Weight in 1/2" Drywall (lbs.)	Anchor Material	Maximum Fixture Thickness	Accommodates Sheet Metal Screw Size	Qty
Light Duty	5006902	E-Z Ancor Lite	30	White Nylon	3/4"	#6	10 – 100 ct boxes
	5033900	E-Z Ancor Mini	40	Zinc	3/4"	#6, #7	Bulk only – 3,000 anchors
Medium Duty	5052902	E-Z Ancor Stud Solver	50	Zinc	3/4"	Use only with #8 screw provided	Bulk only – 1,500 anchors & screws
	5000902	E-Z Ancor Zinc	50	Zinc	3/4"	#6, #7 or #8	10 – 100 ct boxes
	5035902	E-Z Ancor Plastic Plus	50	White Nylon	3/4"	#6, #7 or #8	10 – 100 ct boxes
	5061902	E-Z Ancor Twist-N-Lock	75	White Nylon	3/4"	#8	10 – 100 ct boxes
Heavy Duty	5014901	E-Z Ancor Toggle	85	Zinc	1/2"	Use only with #8 screw provided	5 – 50 ct boxes with 50 #8 x 2-1/8" SMS
	5017901	E-Z Ancor Toggle	85	Zinc	1/2"	Use only with #8 screw provided	5 – 50 ct boxes with 50 #8 x 2-1/8" Large Washer Face SMS

These performance values are averages obtained under laboratory conditions. Note that these values will change depending on age, moisture content and surface treatment of the drywall (gypsum) material. Appropriate safety factors should be applied to these values for design purposes.





NATIONAL HEADQUARTERS

ITW COMMERCIAL CONSTRUCTION,
NORTH AMERICA
155 HARLEM AVE,
GLENVIEW, IL 60025
PHONE: 800-848-5611
FAX: 630-893-1270

TECHNICAL SUPPORT

PHONE: 800-848-5611
HOURS: 8:30 A.M. - 5:00 P.M. (CST, M-F)
EMAIL: TECHSUPPORT@ITWCCNA.COM

WILL CALL/DISTRIBUTION

2501 GALVIN DR
ELGIN, IL 60123
PHONE: 800-848-5611

CUSTOMER SERVICE

PHONE: 800-848-5611
HOURS: 7:30 A.M. - 5:00 P.M. (CST, M-F)
EMAIL: ORDERS@ITWCCNA.COM

www.itwccna.com