
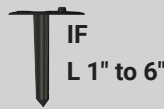
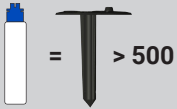





T4 I-F Compact

USER GUIDE





T4-LF
Professional

ENERGY LEVEL

	30%	25 min.
	80%	60 min.
	100%	1h45

10,000





$5^{\circ}\text{F} \leq T \leq +120^{\circ}\text{F}$











May need to prime tool 5-8 time prior to first shot. To prime, push down, pull trigger, repeat.

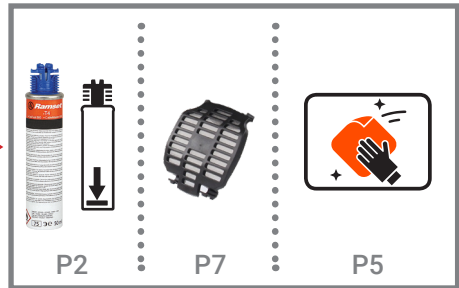
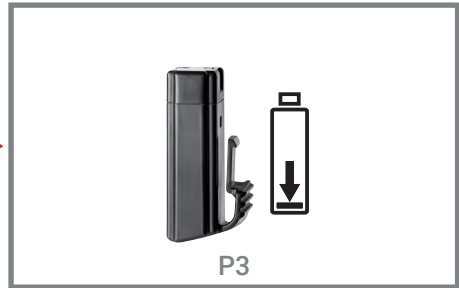
Il peut être nécessaire d'amorcer l'outil 5 à 8 fois avant le premier tir. Pour amorcer, appuyez, tirez sur la gâchette, répétez.

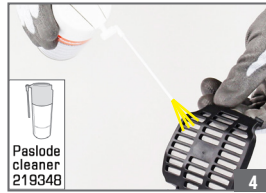
Es posible que deba cebar la herramienta de 5 a 8 veces antes de la primera aplicación. Para cebar, presione hacia abajo, jale el gatillo y repita.

Resting position / Position de repos / Posición de descanso









5°F ≤ T ≤ +120°F

