



- 5/32" Hex Key
- Inside Snap Ring Pliers
- Outside Snap Ring Pliers
- #2 Phillips Screwdriver
- T15 Torx Screwdriver
- T25 Torx Screwdriver
- T7 Torx Screwdriver
- Flat Blade Screwdriver
- Needle Nose Pliers
- Lubricating Oil
- Loctite #343 Blue
- RTV Silicone
- Volt/Ohm Meter (is helpful)

SAFETY INSTRUCTIONS

The following safety instructions have been included to provide you with information necessary for safe operation of the TrakFast Tool.

WARNING HIERARCHY

 **DANGER**

Failure to follow all instructions may result in severe personal injury or substantial damage to tool and/or personal property.

 **WARNING**

Failure to follow all instructions may result in injury or damage to tool and/or personal property.

 **CAUTION**

Failure to follow all instructions may result in minor injury or damage to tool.



Do not attempt to operate this tool until you have read and understand all safety precautions and manual instructions.



The TrakFast tool is an internal combustion device. It produces hot exhaust gases that may ignite flammable materials.



When servicing tool, stay clear of high voltage ignition cable. High voltage may be present in unexpected areas with malfunctioning tools.



Do not expose the tool to temperatures in excess of 120 degrees F (48 degrees C). Fuel and/or the battery cell may burst, releasing flammable gas.



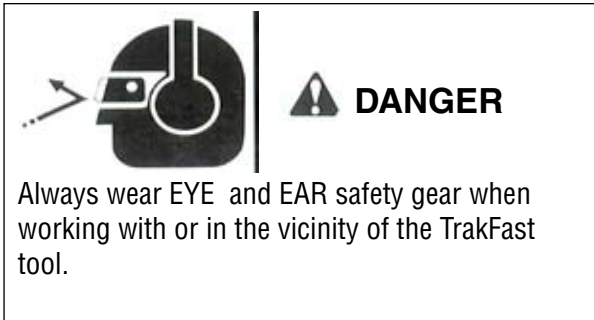
Operate the tool ONLY in a well ventilated area. Exposure to carbon monoxide may cause dizziness, nausea or unconsciousness.



ALWAYS keep the TrakFast tool, fuel cell, battery and battery charger out of the reach of children.

SAFETY INSTRUCTIONS

1. Wear eye and ear protection.



2. ALWAYS assume the tool is “loaded”.

3. DON'T treat the TrakFast tool as a toy.

The TrakFast tool is not a toy — it is a tool. Careless and improper use may result in a serious accident.

4. NEVER carry the tool with your finger on or pressing the trigger.

This practice may result in the accidental discharge of a fastener.

5. NEVER operate a malfunctioning tool.

Refer to the service section of this manual to correct the problem. If the problem cannot be corrected, report it to your supervisor or ITW Ramset Distributor Sales Representative.

6. Operate the tool ONLY on the work surface.



7. NEVER remove or disable the lower probe.

This device helps reduce the possibility of accidental fastener discharge by preventing the tool from operating until it is completely against the work surface.

NEVER operate the tool if the work lower probe is not working properly.

8. DO NOT load fasteners with the trigger and/or lower probe pressed in.

The fastener may be accidentally discharged.

9. ALWAYS point the tool away from yourself and others when clearing jams or removing fasteners.

Pull the follower slightly back and push the release lever. Tip the tool nose up slightly and fasteners should slide out of the rear of the magazine. If fasteners are jammed, refer to the appropriate service section of this manual.

10. NEVER attempt to operate the TrakFast tool if parts are loose, damaged or missing.

11. DO NOT drive fasteners too close or on top of other fasteners.

A fastener may ricochet and cause serious injury.

12. NEVER drive fasteners into areas with concealed hazards.

Always check the area behind the work surface for electrical wiring, gas pipes, water pipes, sewer drains or other potential hazards.

13. ALWAYS maintain secure and unobstructed footing when on ladders, platforms or other high locations.




14. Allow ONLY qualified personnel to operate the TrakFast tool.



SAFETY INSTRUCTIONS

15. Fuel Cell Storage



Always store fuel cells where they will not be exposed to an open flame, sparks or temperatures above 120 degrees F (48 degrees C).

16. ALWAYS store the tool with the fuel cell removed.

17. Keep the tool clean.

18. Keep your hands clear of the work area surface.



A fastener may exit at an angle unexpectedly and cause injury.

BATTERY CELL AND CHARGER



CHEMICAL/EXPLOSION HAZARD
Read ALL instructions before charging or using the battery. Failure to follow ALL instructions may result in fire, severe burns and/or release of toxic materials.

1. Keep the battery charger upright for proper operation.
2. Only charge the battery indoors.
3. Do not charge the battery when the battery temperature is below 40 degrees F (5 degrees C).
4. Do not use a defective battery charger, one that overheats and/or smokes when plugged in.
5. Plug the battery charger into a 120V AC outlet only. A blue light indicates that power is on and that charger circuit is ready.

6. Insert the battery, contact side down, into the charger and depress red button. The green light will go out and the red light will come on, indicating the battery is charging.

7. The green light comes on again when the battery is fully charged. The time required to fully charge a battery:

First charge	24 hours
Completely Discharged	3 hours
Partially Discharged	Depends on discharge level of battery


8. Do not allow metal objects to come in contact with the battery terminals.

9. Do not puncture or attempt to open the battery cell.

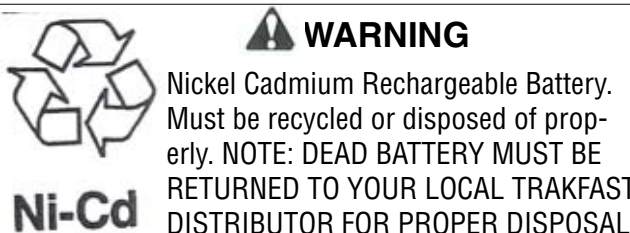
10. Do not store the battery in location where temperatures exceed 120 degrees F (48 degrees C).

11. Do not incinerate the Battery.

FUEL CELL



EXPLOSION/FIRE HAZARD
Read all safety instructions before using or handling the fuel cell. Failure to follow ALL instructions may result in explosion or fire. This may cause severe personal injury or property damage. Keep the fuel cell away from heat, sparks and open flame. Do not puncture or attempt to open the fuel cell; it is non-refillable. Do not incinerate, reclaim or recycle the fuel cell. Exposure to temperature above 120 degrees F (48 degrees C) may cause the fuel cell to burst, releasing flammable gas. Do not smoke while installing/operating the metering valve. Never spray toward the face or eyes. Do not inhale the spray. Keep out of the reach of children. Store fuel cell(s) in well ventilated areas only.



WARNING
Nickel Cadmium Rechargeable Battery. Must be recycled or disposed of properly. NOTE: DEAD BATTERY MUST BE RETURNED TO YOUR LOCAL TRAKFAST DISTRIBUTOR FOR PROPER DISPOSAL.